



NEXIO ANALYTICS

EMPOWERING BUSINESS THROUGH DATA

nexioanalytics.com



**“If you can’t measure it,
you can’t manage it.”**

—Peter Drucker

WHY DATA-DRIVEN DECISIONS?

Informed Decisions

Base choices on data, reducing guesswork and boosting confidence

Operational Efficiency

Identify patterns to optimize resources and minimize waste

Competitive Edge

Adapt swiftly to market shifts with precise insights

Risk Mitigation

Uncover issues early to enable proactive responses

Enhanced Satisfaction

Tailor experiences to meet individual needs, driving retention

DATA-DRIVEN DECISION-MAKING PROCESS

Collect

Gather data from various sources and **integrate** it into a consistent format, **ensuring readiness** for analysis

Clean

Identify and **remove errors and duplicates**, improving **data quality** and **accuracy** for precise analysis

Analyze

Use statistical methods to identify **patterns, trends, and correlations**, yielding **actionable business insights**

Visualize

Convert analysis into **dashboards, charts, and graphs**, enabling stakeholders to **understand insights** at a glance

Decide

Evaluate performance, derive **insights**, and make **strategic, data-informed decisions**

Execute

Implement strategies, **monitor real-time results**, and **adjust actions** as needed to **achieve goals**

FROM CHALLENGE TO SOLUTION

Distributed Data Sources

Data spread across multiple systems limits a unified business view, requiring clients to manage data collection and preparation

Centralized Data Integration

Our experts consolidate all data into one platform, delivering a comprehensive, unified business perspective

Data Security Concerns

External solutions risk exposing sensitive data, raising security issues

Enhanced Data Security

Ensures data security within the client's environment, adhering to top security standards

Insight Extraction Complexity

Extracting actionable insights from large datasets is complex, slowing decision-making

Automated Insight Generation

Leverages advanced analytics to rapidly deliver data-driven insights

Key Metrics Identification

Identifying essential metrics for effective decision-making is challenging

Key Metrics Recommendations

Highlights critical metrics to streamline decision-making

Lack of Actionable Steps

Converting insights into concrete actions is often difficult

Actionable Insights

Provides clear, data-backed steps for practical implementation

Action Tracking and Logging

Lack of systematic tracking hinders continuous improvement

Comprehensive Action Tracking

Monitors and logs action outcomes to support continuous improvement

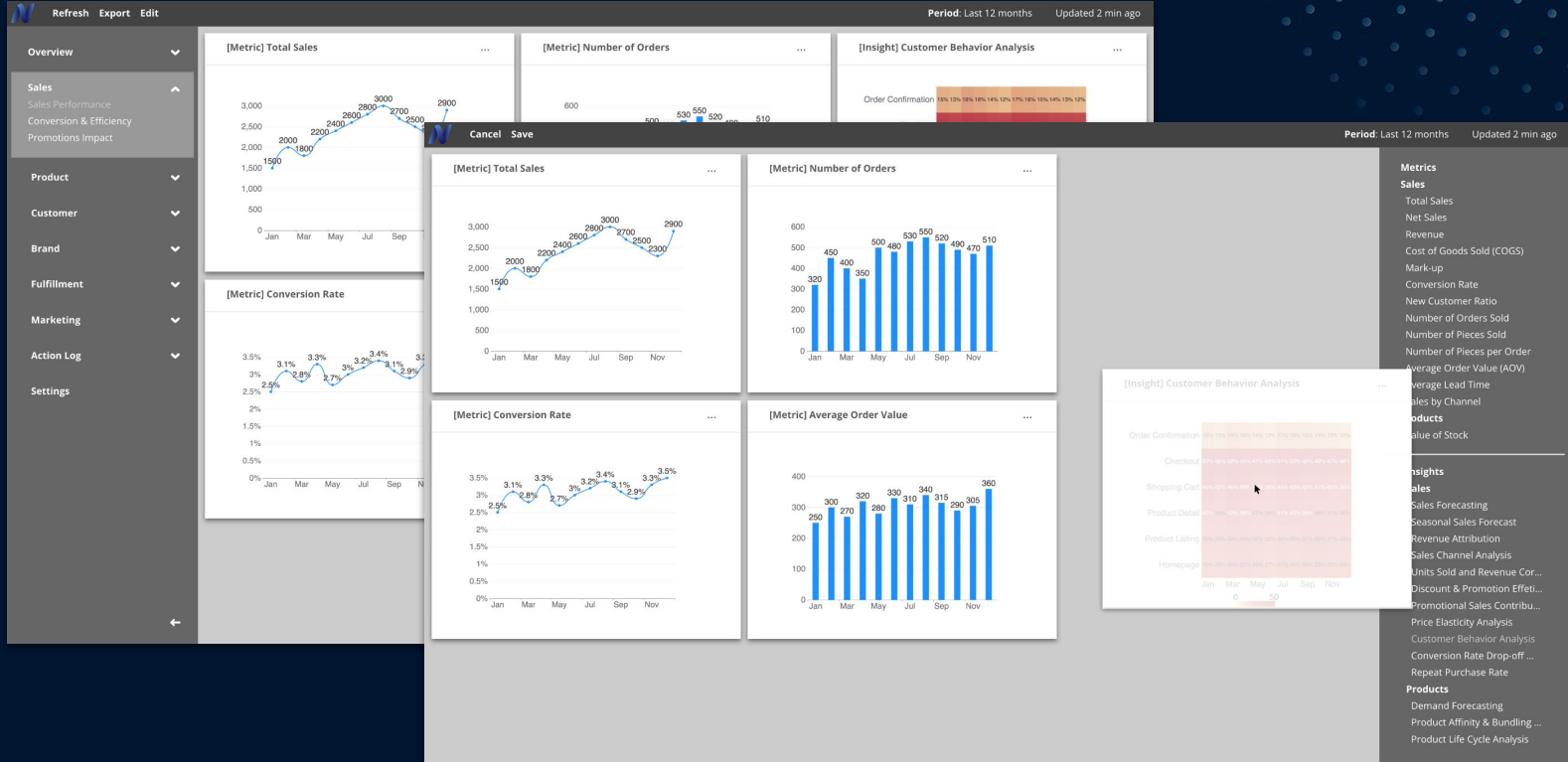
Cost and Usability Constraints

Traditional analytics solutions are costly and complex, limiting accessibility

Cost-Effective and Intuitive Interface

User-friendly interface with competitive pricing, accessible for businesses of all sizes

NEXIO INSIGHTS



EMPOWERING DATA-DRIVEN DECISIONS



- **Sales, product, customer, brand, fulfillment, and marketing data** are gathered and **directly integrated by our experts** from diverse sources, including **databases, files, and APIs**
- Collected data is visualized in a **real-time dashboard** for **efficient monitoring**
- **Advanced analytics** deliver **key insights** to support **data-driven decision-making**
- All **actions and their impacts** are logged and analyzed, providing a **comprehensive view** and **guiding strategic planning**

TECHNOLOGY & SECURITY

CUTTING-EDGE DATA ANALYTICS

Delivering cutting-edge analytics and real-time dashboards for impactful business insights

SCALABLE SYSTEMS

Solutions that evolve with your business, adapting to changing needs effortlessly

SECURITY & COMPLIANCE

Ensuring robust data security within client environments and full compliance with global protection standards



METRICS & INSIGHTS OVERVIEW



METRICS

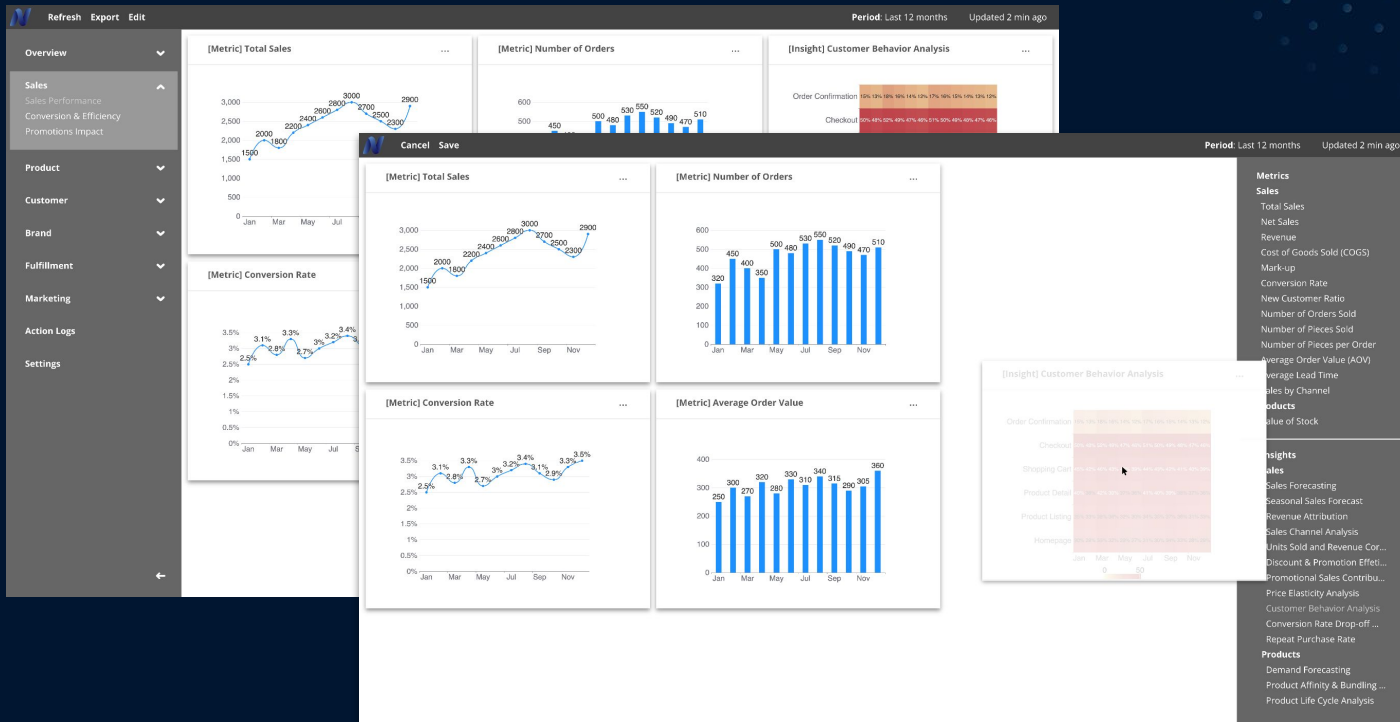
- **Measurable indicators** that **quantify specific performance or trends** in **sales, product, customer, brand, fulfillment, and marketing**
- **Examples:** sales growth rate, customer churn rate, inventory levels, brand awareness, order processing time, marketing ROI



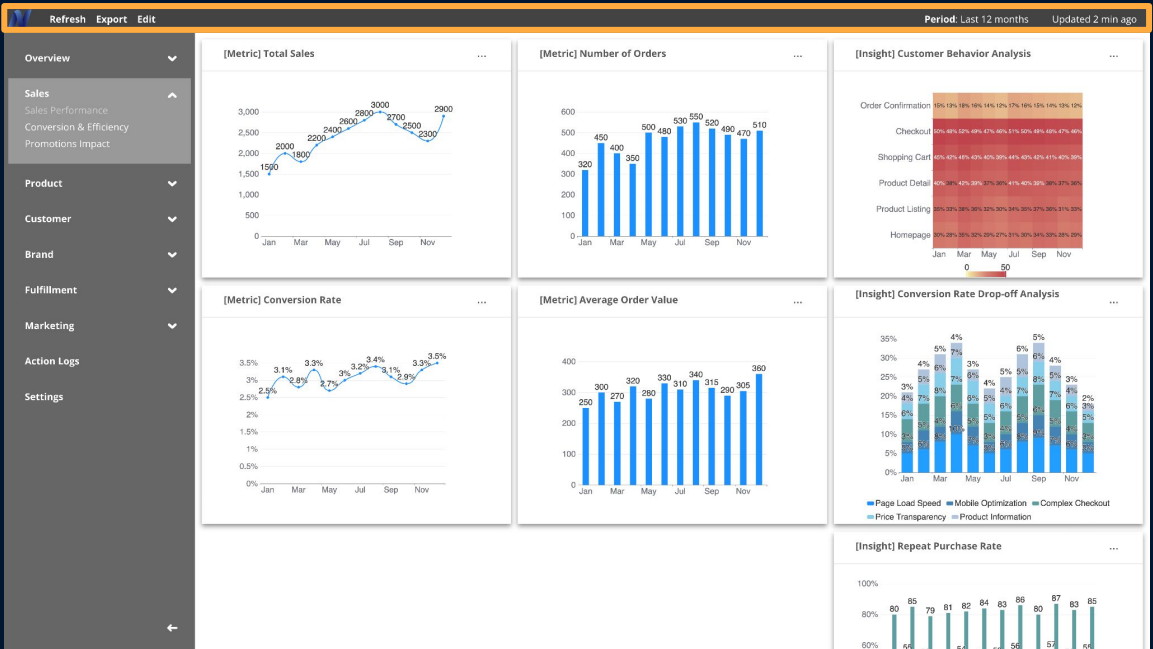
INSIGHTS

- **Key information** and **predictions derived from data analysis** to **support decision-making**
- **Examples:** purchasing trends by customer segment, sales impact forecast for new product launches, correlation between brand awareness and sales, analysis of marketing campaign effectiveness

NAVIGATING THE USER INTERFACE

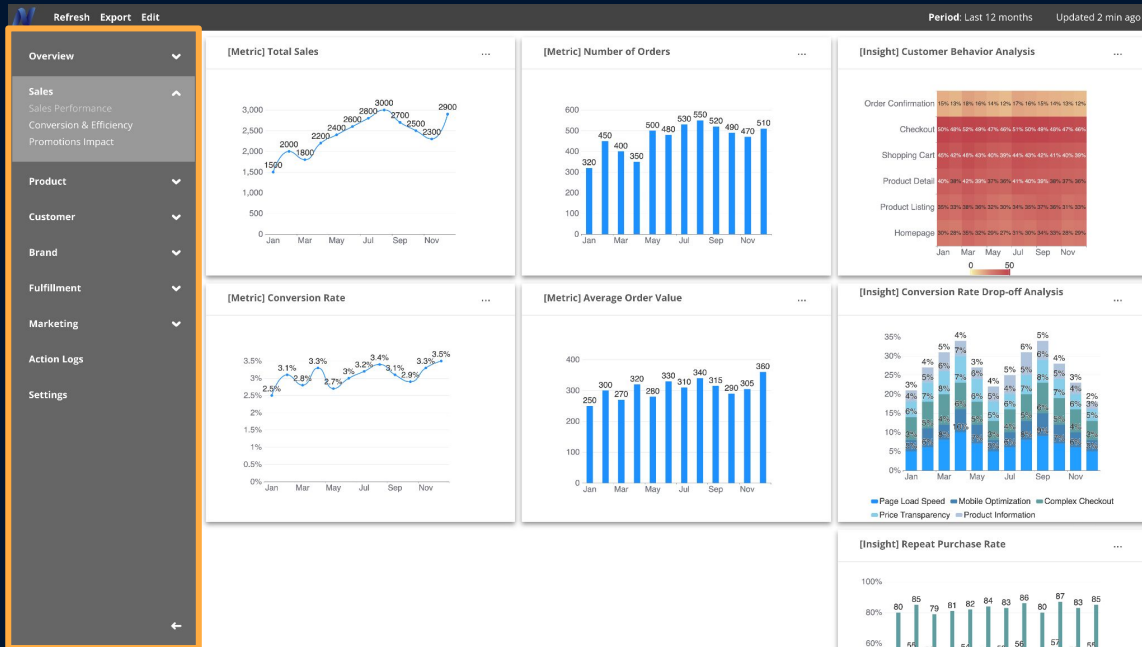


HEADER



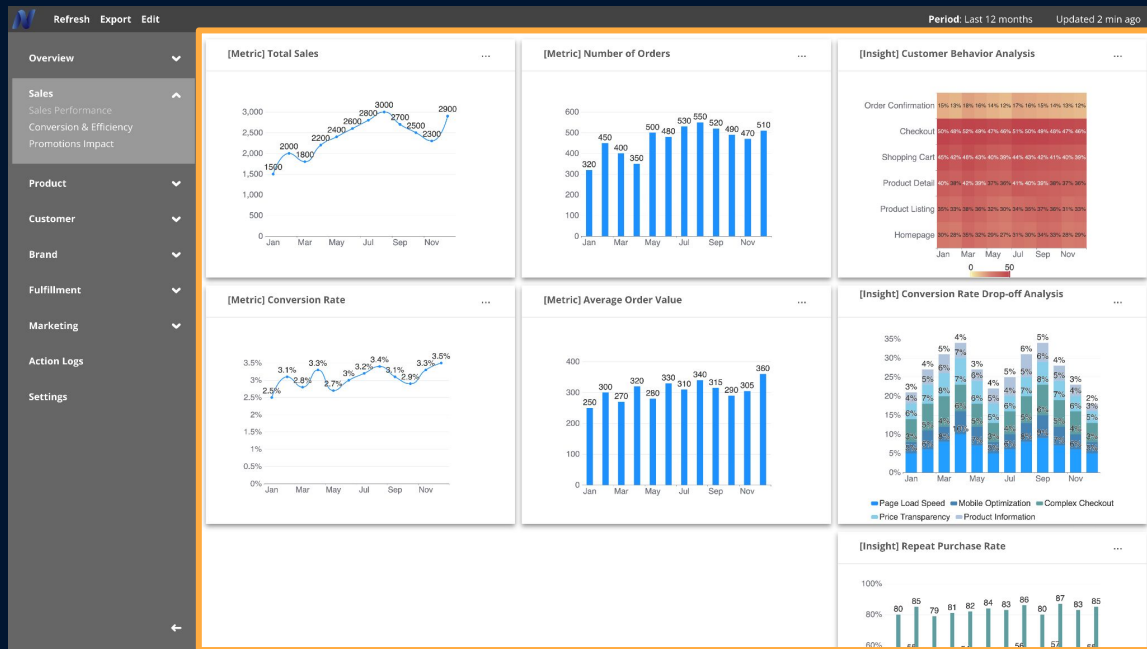
- **Refresh:** Updates the dashboard with the latest data
- **Export:** Allows users to download current data in various formats
- **Edit:** Enables users to customize dashboard settings and layout
- **Period Indicator:** Displays and allows adjustment of the data timeframe
- **Update Status:** Displays how recently the dashboard was refreshed, helping users assess data recency

SIDEBAR



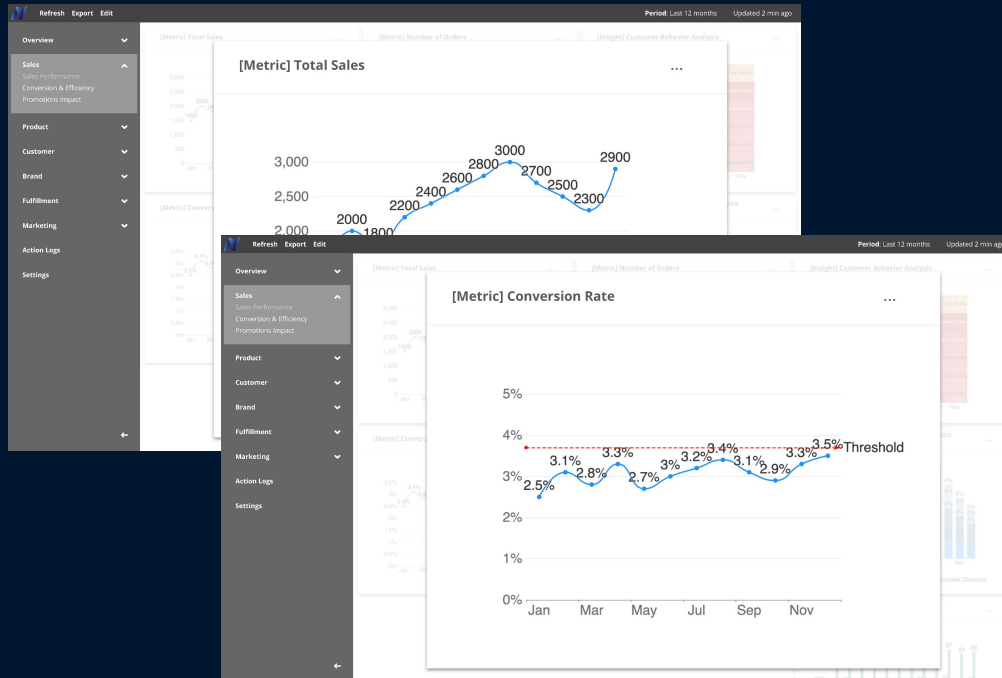
- **Dashboard Modules:** Customizable tabs offering targeted insights across business areas, empowering users to adapt, monitor, and optimize processes
- **Action Logs:** Tracks user actions from insights and metrics, with automated impact analysis for continuous performance evaluation
- **Settings:** Allows adjustments to dashboard preferences and configurations

CONTENT AREA



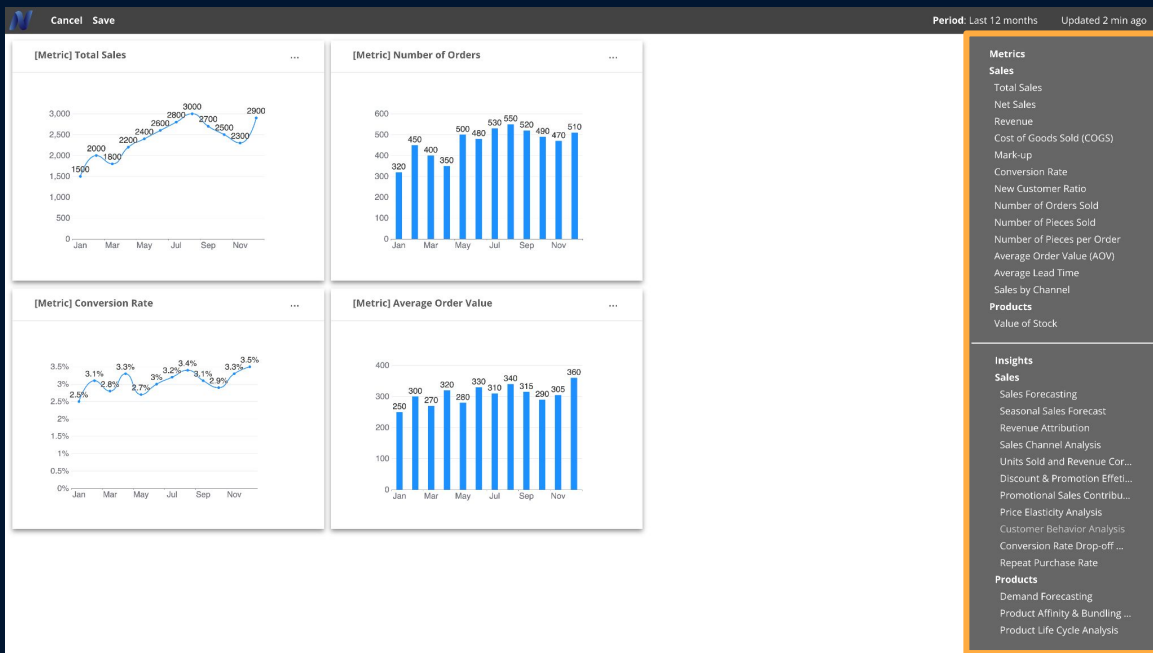
- Displays user-defined metrics and insights cards
- Allows individual configuration for each card, supporting focused analysis and tracking
- Offers intuitive visuals for seamless tracking of chosen metrics and insights, supporting strategic decisions

DETAILED VIEW & THRESHOLD SETTINGS



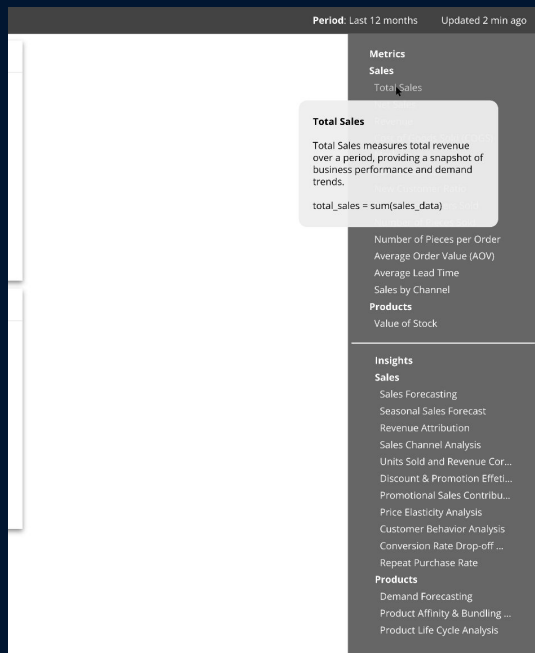
- **Detailed View:** Allows users to zoom in on specific metrics or insights for detailed analysis
- **Threshold Settings:** Set target values for each metric to trigger alerts, enabling proactive performance monitoring

EDIT MODE SIDEBAR



- **Comprehensive Metrics & Insights:** Provides defined metrics and insights across key areas: sales, product, customer, brand, fulfillment, and marketing
- **User-Centric Updates:** Continuously researched and updated to ensure alignment with client needs and industry trends
- **Customization in Edit Mode:** Effortlessly select and organize key metrics and insights to tailor the dashboard to business goals

DETAILS & ADD CARD



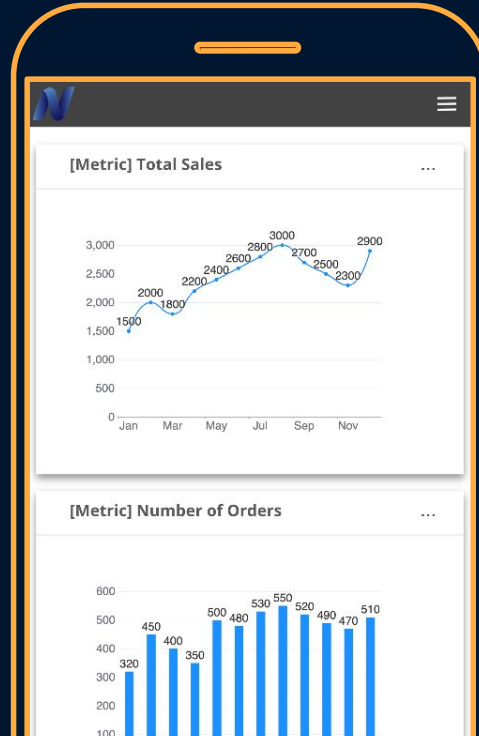
- **Metrics & Insights Details:** Users can hover over a metric or insight in the sidebar to view a brief description and calculation method, providing context at a glance
- **Drag and Drop Card:** Easily add a selected metric or insight card to the dashboard by dragging and dropping, creating a customized display of relevant data

ACTION LOGS

Title	Type	Date	Impact	Status	Actions
Black Friday Discount Launch	Promotion	2024-10-15	Sales ↑ 15%	Completed	...
Adjusted Price for Seasonal Items	Price Change	2024-10-10	Sales ↓ 5%	Completed	...
Stock Replenishment for Top SKUs	Inventory	2024-10-08	-	In Progress	...
New Customer Onboarding Process	Customer Service	2024-10-05	Customer Sat ↑ 3%	Completed	...
Mid-Season Sale	Promotion	2024-09-30	Sales ↑ 10%	Completed	...
Product Recall Notice	Quality Control	2024-09-28	Complaints ↓ 2%	Completed	...
Introduced Loyalty Program	Customer Retention	2024-09-25	Retention ↑ 8%	Completed	...
Enhanced Shipping Speed	Fulfillment	2024-09-20	Delivery Time ↓ 1d	Completed	...
Reduced Customer Service Hours	Operations	2024-09-18	Complaints ↑ 6%	Completed	...
Extended Customer Support Hours	Customer Service	2024-09-15	Satisfaction ↑ 5%	Completed	...
Automated Email Campaign Launch	Marketing	2024-09-15	Engagement ↑ 12%	Completed	...
Warehouse Expansion	Operations	2024-09-10	-	In Progress	...
Updated Return Policy	Customer Service	2024-09-08	Return Rate ↓ 4%	Completed	...
Increased Ad Budget	Marketing	2024-09-05	Traffic ↑ 18%	Completed	...
Launched Product Bundling	Sales Strategy	2024-09-01	-	In Progress	...
Reduced Packaging Waste	Sustainability	2024-08-28	Waste ↓ 15%	Completed	...
Implemented AI Demand Forecasting	Analytics	2024-08-25	Stockouts ↓ 6%	Completed	...
Increased Shipping Fees	Pricing	2024-08-20	Customer Sat ↓ 4%	Completed	...
Launched Mobile App	Product Launch	2024-08-18	User Base ↑ 25%	Completed	...
Reduced Free Shipping Threshold	Pricing	2024-08-15	Cart Size ↑ 5%	Completed	...

- **Action Tracking & Impact:** Monitor actions and view their impact on key metrics to support informed data-driven decisions
- **Status Monitoring:** Instantly see “In Progress” or “Completed” statuses for organized tracking
- **Impact Insights:** View summarized impacts in the list, with full details available for each action at a click
- **Effortless Management:** Easily add, edit, or delete actions to keep records up-to-date
- **Efficient Search & Filter:** Quickly find specific actions with intuitive search and filter options

MOBILE-OPTIMIZED DASHBOARD



Access key metrics and insights **anytime, anywhere** with full mobile support



***“Empowering businesses through
data-driven decisions.”***



NEXIO ANALYTICS

contact@nexioanalytics.com

nexioanalytics.com